

Water Management Solutions
Rainwater Tanks & Wastewater

RURAL TANKS STEEL CORRUGATED 26,000-365,000L

**BRUTE STRENGTH
INSIDE & OUT**

kingspan.com.au/ruraltanks



AUSTRALIAN MADE & OVER 85 YEARS OF EXPERIENCE



QUALITY ASSURANCE

Kingspan's Rhino rural tanks are manufactured in our Australian factory under a quality management system certified to ISO 9001. Our quality management system aims to benchmark ourselves against the best in the world.



**AT KINGSPAN, WE
PRIDE OURSELVES
ON OUR LONGEVITY,
EXPERIENCE,
CONTINUED
INNOVATION AND
UNRIVALLED
CUSTOMER SERVICE.**

Since 1934, we have manufactured quality, long-lasting water tanks and accessories. Today, Kingspan continues to be a market leader and trusted source of expert advice in rainwater harvesting and storage solutions for the residential, commercial and rural sectors.

Our Rhino rural tanks are available in tough ZINCALUME® Bluescope steel or in the full range of genuine COLORBOND® colours. Tanks range from 26,000 litres up to 365,000 litres. All tanks come with a unique 7 layer liner, making them ideal for rural applications.

All our tanks and their major components are Australian made. This means we can control and ensure the quality of every aspect of the tank from manufacturing to installation.

Global Expertise

Kingspan Water & Energy is a part of the Kingspan Group, a global business that has operations across a range of product divisions, including pre-insulated building panels, environmental technologies, and renewable energy technologies.



BRUTE STRENGTH INSIDE & OUT



LEAF FILTER
BASKET OR
50MM INLET



HEAVY DUTY
LOCKABLE
HATCH



WATER LEVEL
GAUGE



50MM OUTLET
&
BALL VALVE



REMOVABLE
INTERNAL/
EXTERNAL
LADDER





**STEEL
CORRUGATED
WALL & ROOF
SHEETS**



**AQUAMARK
TANK LINER**



**100MM OR
150MM
OVERFLOW**



**SACRIFICIAL
MAGNESIUM ANODES
FOR CORROSION
PROTECTION**

**50MM SCOUR
DRAIN**

INCLUDED

- AQUAMARK® Tank Liner
- Bluescope Steel Corrugated Wall & Roof Sheets
- Tank Inlet (Leaf Filter Basket or 50mm Inlet)
- 50mm Outlet & Ball Valve
- Removable Internal/External Ladder
- Lockable Access Hatch
- 100mm Bell Mouth Overflow
- Magnesium Anodes For Corrosion Protection
- 20 Year Conditional Warranty

OPTIONAL

- Additional Outlets & Valves (50mm/80mm/100mm)
- Fire Fighting Coupling (To Meet State/Territory Regulations)
- Removable Internal/External Ladder
- 50mm Scour Drain
- Dust & Vermin Proofing Seal
- Additional Inlets (Leaf Basket/50mm/80mm/100mm)
- Water Level Gauge
- Geo-fabric Underlay
- Termite Barrier
- Extra 100mm Bell Mouth Overflows
- 150mm Overflow
- HiFlow Deep Leaf Basket

FIRE FITTINGS



Storz



CFA



Camlock

TANK SIZES

Model	2.2mh tanks capacity		Tank Diameter	Pad Diameter
	Litres	Gallons		
RT-25	26,062	5,792	3.88m	5.5m
RT-40	40,723	9,049	4.85m	6.5m
RT-60	58,640	13,031	5.82m	7.5m
RT-80	79,816	17,737	6.79m	8.5m
RT-100	104,250	23,167	7.76m	9.5m
RT-130	131,941	29,320	8.73m	10.5m
RT-160	162,890	36,198	9.71m	11.5m
RT-200	197,097	43,799	10.68m	12.5m
RT-230	234,562	52,125	11.65m	13.5m
RT-275	275,284	61,174	12.62m	14.5m
RT-310	309,235	68,710	11.65m (2.9m h)	13.5m
RT-365	362,979	80,639	12.62m (2.9m h)	14.5m

NOTE: Sizes listed are gross capacities. Effective capacities vary depending on the size and position of inlets and outlets.



COLOUR RANGE

Kingspan Rhino rural tanks can be supplied in ZINCALUME® BlueScope steel, or the full range of genuine COLORBOND® colours.

The COLORBOND® steel colour swatches shown have been reproduced to represent actual product colours as accurately as possible. However varying light conditions and limitations of the printing process may affect colour tones.

		
ZINCALUME®	Pale Eucalypt®	Paperbark®
		
Woodland Grey®	Monument®	Dune®
		
Surfmist®	Windspray®	Jasper®
		
Classic Cream®	Cove®	Ironstone®
		
Manor Red®	Cottage Green®	Terrain®
		
Deep Ocean®	Evening Haze®	Gully™
		
Shale Grey™	Mangrove™	Wallaby™
		
Basalt™	Night Sky®	

The COLORBOND® steel colour swatches shown have been reproduced to represent actual product colours as accurately as possible. However varying light conditions and limitations of the printing process may affect colour tones.







REINFORCED HIGHLY DURABLE AQUAMARK LINER

Our tank liners are fabricated in our Western Australian factory and have been for over 20 years.

Our qualified liner fabricators use the latest welding techniques and state of the art machinery to produce liners of the very highest quality.

The Aquamark® Liner uses a unique 7 layer construction which offers great durability, flexibility and strength.

Once installed, you'll enjoy many years of trouble-free usage.

Water Potable Certified	Polypropylene Recyclable	Manufactured in Australia	100% Lead & Phthalate Free
AS4020 Approved 		Proprietary Coating Process 	

HP TPO* Blend C

Offers abrasion resistance, thermal & UV durability and water potability.

HP TPO* Blend B

Delivers additional flexibility and stress crack resistance.

HP TPO scuff detection

Provides early abrasion detection and high levels of coating adhesion.

Reinforced multifilament scrim

Reinforced multifilament scrim for dimensional stability and strength.



LAYER 1: HP TPO* Blend C

LAYER 2: HP TPO* Blend B

LAYER 3: HP TPO scuff detection

LAYER 4: Reinforced multifilament scrim

LAYER 5: HP TPO scuff detection

LAYER 6: HP TPO* Blend B

LAYER 7: HP TPO* Blend C

*High Performance Thermoplastic Olefin (TPO)



RURAL FIRE TANKS

If you are building a tank in a bushfire zone, there are some things you need to be aware of. Our standard rural water tanks can be customised to meet relevant bushfire and fire-fighting requirements. State and local regulations vary by state so check with your relevant fire authority first.



RURAL FIRE TANK FITTINGS

We're here to help

To make sure your property or site meet all relevant fire requirements, talk to the team today.

Commercial Projects

Fire Australia may require that your site has a full hydrant and sprinkler system. Speak to the team and we can help make sure you meet the requirements.



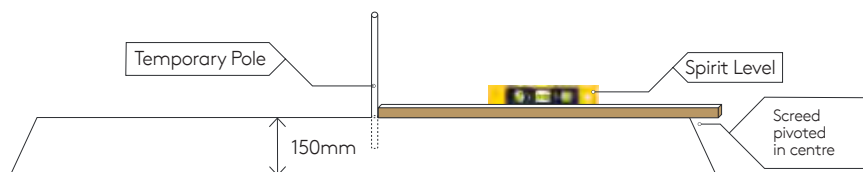
PAD PREPARATION

The preparation of the pad for a Kingspan Rhino tank is the responsibility of the customer. If crusher dust is not available in your area please insist on using screened sand from your local area (please do not use recycled sand as it may contain contaminants). It must be free of stick, stones and clay lumps (6mm diameter or less).

- Level Pad (+/- 10mm)
- Minimum thickness of pad is 150mm

Suggested pad levelling technique

With a spirit level on top of a screed, level out the sand or crusher dust using a temporary pole in the centre of the pad as a pivot point.

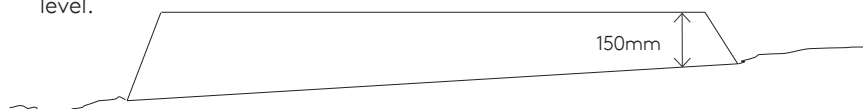


Most sites will fall into 3 main categories


1. Level existing site therefore pad preparation is reasonably straight forward.



2. Slightly sloping site therefore pad needs to compensate slope to ensure it is level.



3. Site has been cut in to create level base therefore we recommend a drain to be dug into the slope above the pad to allow water runoff to be diverted around the tank when it rains.



Model	Gallons	Litres	Minimum Pad Diameter	Quantity of Sand/Crusher Dust at 150mm deep
RT-25	5,792	26,062	5.50m	3.5m ³
RT-40	9,049	40,723	6.50m	4.5m ³
RT-60	13,031	58,640	7.50m	6.0m ³
RT-80	17,737	79,816	8.50m	8.0m ³
RT-100	23,167	104,250	9.50m	10.0m ³
RT-130	29,320	131,941	10.50m	13.0m ³
RT-160	36,198	162,890	11.50m	16.0m ³
RT-200	43,799	197,097	12.50m	19.0m ³
RT-230	52,125	234,562	13.50m	22.0m ³
RT-275	61,174	275,284	14.50m	25.0m ³
RT-310	309,235	68,170	13.50m	27m ³ (250mm deep)
RT-365	362,979	80,639	14.50m	47m ³ (250mm deep)

Once the tank has been installed the customer is required to place an exclusion zone of a minimum of 20mm Blue Metal/coarse aggregate (no clay or concrete) around the base of the tank after installation to prevent erosion and deter rodents from digging around the base.

OTHER PRODUCTS AVAILABLE FROM KINGSPAN WATER & ENERGY




Kingspan Rhino Commercial Tanks



Made to Measure AQUAPLATE® Steel Water Tanks



TruckMaster® Portable Diesel Storage & Dispensing



Domestic & Commercial Wastewater Treatment Systems

If you are interested in any of our other products,
contact Kingspan on **1300 736 562**,
email **sales.au@kingspan.com**
or visit **kingspan.com.au/water**

Use this formula to calculate how much rainwater you can harvest from your roof (catchment area):

m^2

mm

Litres

EXAMPLE: An average house & medium sized shed (350m²) in a region with an annual rainfall of 600mm can harvest 210,000 litres per year.

This image shows a single sheet of white paper with horizontal ruling lines. The lines are evenly spaced and run across the width of the page. There are no margins, text, or other markings on the paper.

Kingspan Water & Energy Pty Ltd.

Perth
14 Ballantyne Rd
Kewdale WA 6106

Deniliquin Warehouse/Depot
Lot 2 Wakool Road
Deniliquin NSW 2710

Sydney
3 Herbert Place
Smithfield NSW 2164

Melbourne
55 Ricky Way
Epping VIC 3076

Brisbane
Unit 2/59 Link Drive
Yatala QLD 4132



AUSTRALIAN[®]
WATER
—
ASSOCIATION

T: 1800 632 410
F: 1300 736 582
ruraltanks@kingspan.com
kingspan.com.au/ruraltanks

We take every care to ensure that the information in this document is accurate at the point of publication, but with continuous product development, details are subject to alteration without notice.

