




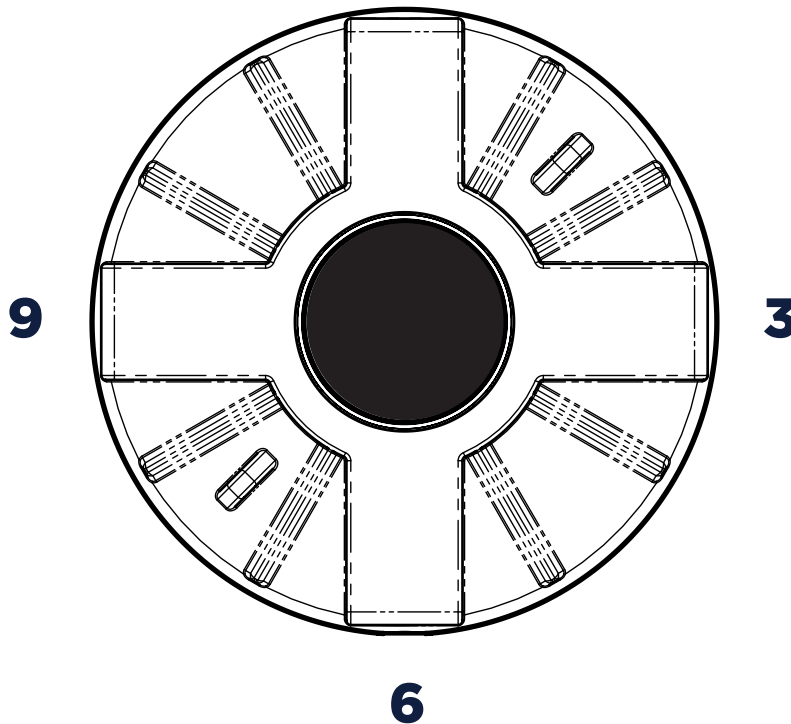
1,500L DOMESTIC ROUND TANK

FITTING DIAGRAM




 1,130mm
  1,420mm
  37.5kg
  330gal

FRONT OF TANK

12



PLEASE INDICATE YOUR FITTING REQUIREMENTS:

<p>Pre-drill:</p> <p><input type="radio"/> Yes</p> <p><input type="radio"/> No</p>	 <p>Cleanable Highflow Overflow</p>	<p>POSITION</p> <p>Please indicate where you would like to position the Cleanable Highflow Overflow.</p> <p>3, 6, 9 or 12</p>	<p>_____</p>
<p><input type="radio"/> Yes</p> <p><input type="radio"/> No</p>	 <p>Water Marked Ball Valve</p>	<p>POSITION</p> <p>The position of the Ball Valve is 12. Located at base of tank.</p>	<p>12</p>
<p>OPTIONAL</p> <p><input type="radio"/> Yes</p> <p><input type="radio"/> No</p>	 <p>Lockable Tap Fitting</p>	<p>POSITION</p> <p>The position of the Tap Fitting is 12. Located approx knee height.</p>	<p>12</p>

Email to sales@qtank.com.au or fax: 3881 0209.