




Image illustrative only



### INCLUDES

- Galvanised dual pump base
- 3 x VMS Pumps
- 3 x NXT Drives (Variable Frequency Drive)
- 4-20mA 16 bar Pressure Transducer
- Stainless Steel Counter Flanges
- Gaskets to suit Counter Flanges
- Watermarked Spring Check Valve
- Manifold (304 Stainless Steel)
- 30 Bar Liquid Filled Pressure Gauge
- Outlet side SS Isolation Valve
- BPT18 25 bar rated Pressure Tank with 304 SS 25mm isolating valve



Base 1500 x 406mm x 35mm high

### PRODUCT INTRODUCTION

The Bianco NXT Summit Series Drive Controller Kits are an all-in-one solution designed to achieve advanced control, enhanced protection and optimal energy efficiency with the Bianco NXT range of Variable Frequency Drives.

Featuring the latest touch screen technology and an intuitive user friendly menu, these kits provide easy access to all the information you need.

SUMMIT SERIES VMS solutions are designed for performance, reliability and ease of use.

### PUMP TECHNICAL DATA

<b>RATED FLOW [M3/H]</b>	4m3/hr
<b>MAX FLOW</b>	6m3/hr
<b>MAX HEAD</b>	110.7M
<b>OPTIMUM OPERATING RANGE</b>	2.41m3/hr @ 102.4m 39.4% eff
	5m3/hr @ 89.9m 56.6% eff
<b>WORKING AIR TEMP</b>	0°C - 40°C
<b>LIQUID TEMPERATURE</b>	-15°C - 120°C
<b>HIGHEST EFFICIANCY</b>	58.4%
<b>MAXIMUM PUMP PRESSURE</b>	33 bar
<b>NET WEIGHT (KG)</b>	38kg

<b>RATED VOLTAGE/CURRENT</b>	3~ 415V +10% - 6% 4.6A
	3~ 230V +10% - 6% 8.0A
<b>POWER (KW)</b>	2.2kW 2 pole
<b>MOTOR IP RATING</b>	IP55
<b>MOTOR INSULATION</b>	Class F
<b>MOTOR EFFICIENCY STD</b>	I.E.3
<b>MOTOR EFFICIENCY</b>	84.2%
<b>COS Ø</b>	0.84
<b>MECHANICAL SEAL</b>	AS-L-12
<b>OUTLET DIN FLANGE</b>	DN32

BIA-NXT-DRIVE1-22

## PRODUCT DETAILS



The NXT DRIVE Series are a range of pump-specific Variable Frequency Drives designed for the Australasian market with both the end-user and the technician in mind.

Featuring a full colour touch screen interface for clear concise system information, fault codes and protection notices with a handy setup wizard so you're always in control. NXT DRIVE is both simple to set up and to use.

Perfect for achieving onstant pressure management of a single pump with advanced control, enhanced protection and optimal energy efficiency

Single Phase 230VAC IN / Three Phase 230VAC OUT

## TECHNICAL DATA

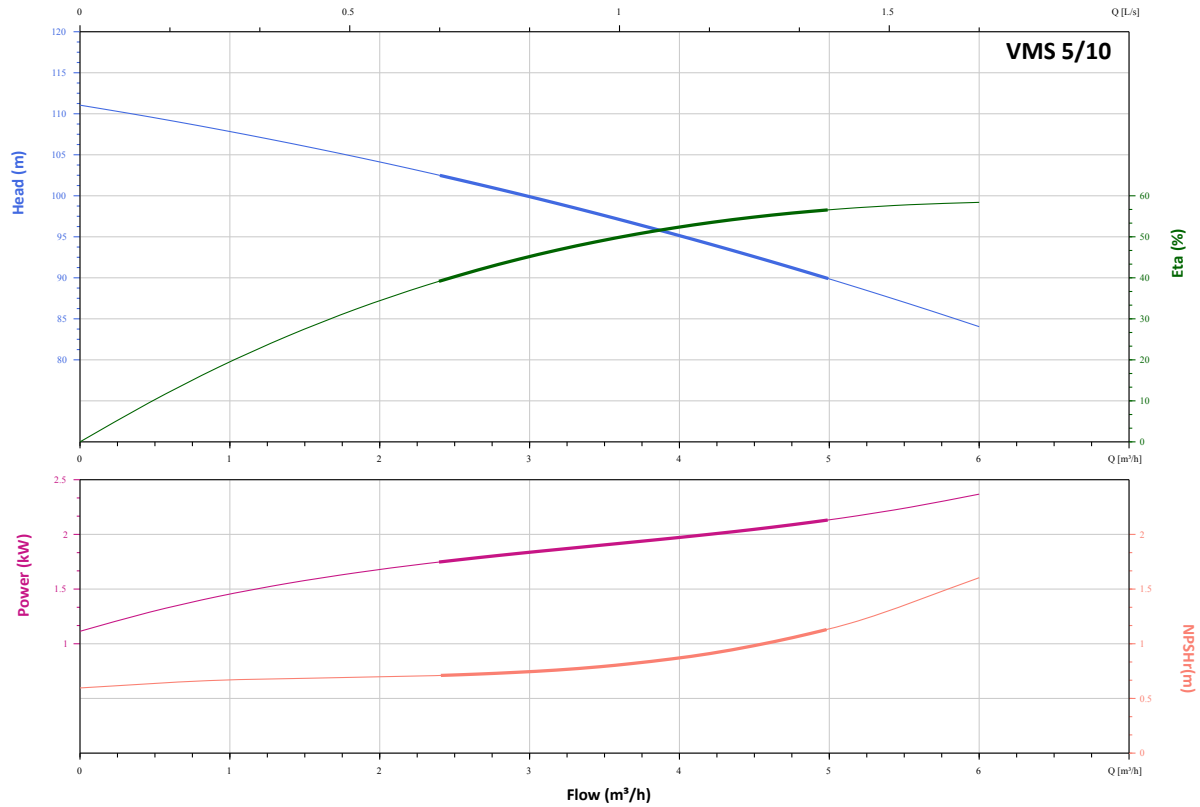
INPUT VOLTAGE	1 phase 220VAC +/-15%
INPUT FREQUENCY	50/60Hz 5% flucuations
OUTPUT VOLTAGE	3 phase 230VAC out
OUTPUT FREQUENCY	0 - 200Hz
OUTPUT RATING	10 amps. Nominal 2.2kW
SPEED HOLDING PRECISION	+/- 1%
INGRESS PROTECTION	I.P. 54
OPERATING TEMPERATURE	-10°C to +40°C

## FEATURES

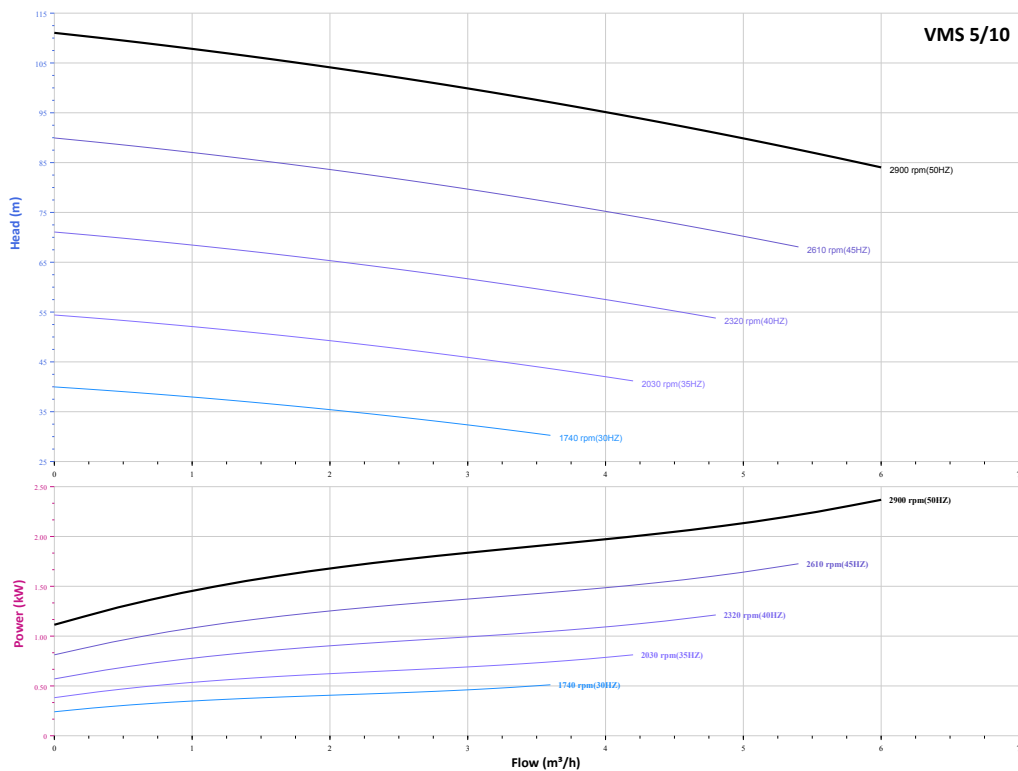
- Control and protect pumps up to 2.2kW (10 amps)
- Variable frequency control to achieve constant pressure control
- Minimise wasted energy and reduce the need for large pressure tanks
- 'Soft-start' with low motor start current
- Flow, pressure and current protections
- RS485 comms
- 25 plain language fault messages
- Provides protection from; dry run, high and low voltage, input and output short circuits, high and low water pressure, input and output phase failure, high temperature and sensor faults
- 24V, 10V and 5V supply circuits
- Digital and analogue (voltage or current) inputs
- Relay and analogue outputs
- Multi-functional terminals



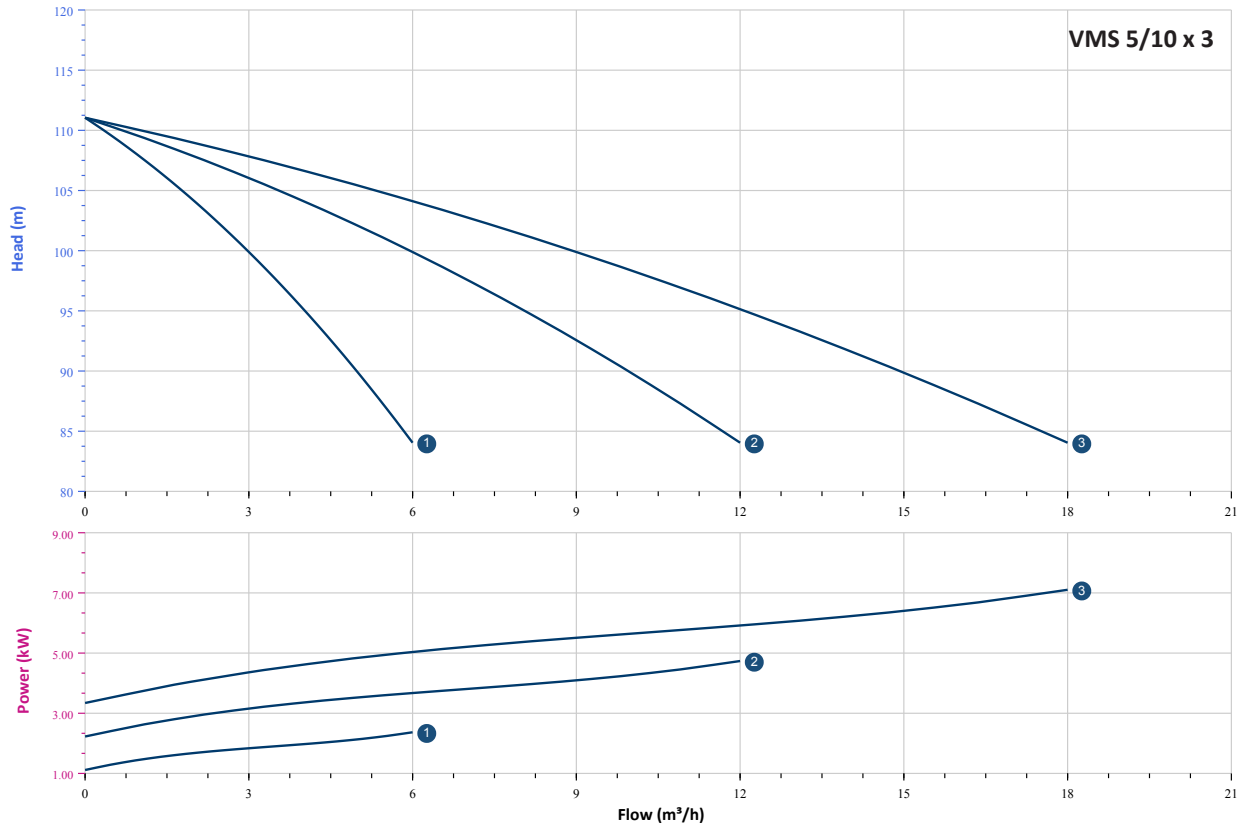
## SINGLE PUMP HYDRAULIC CURVE



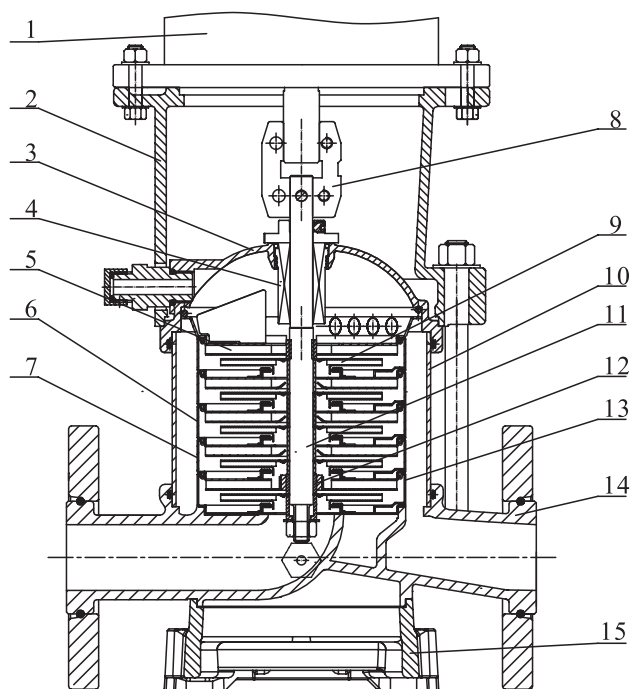
## VFD CURVE



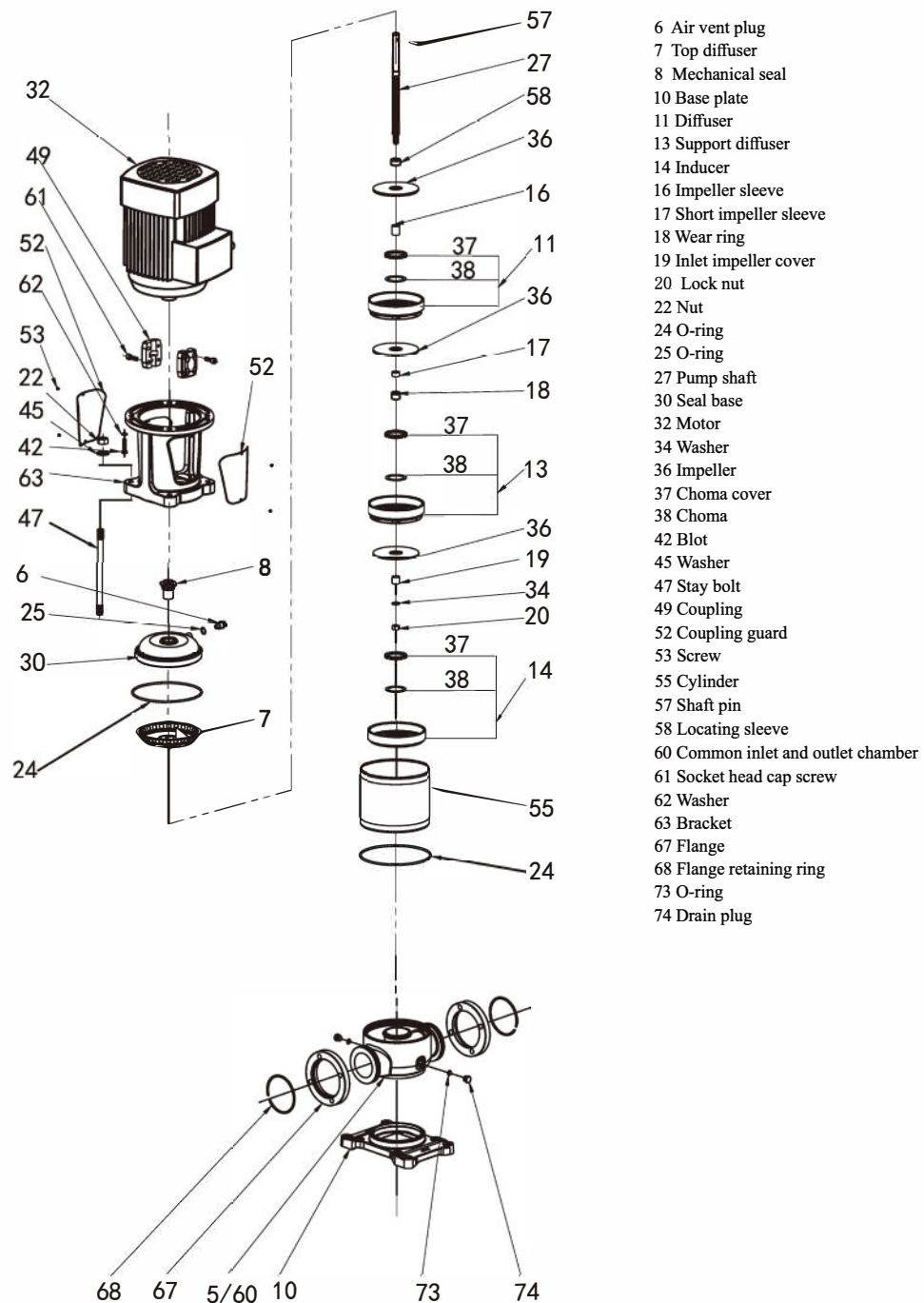
## TRIPLE PUMP HYDRAULIC CURVE



## CUTAWAY



1	Motor	/
2	Bracket	Ductile Cast Iron
3	Seal Base	Stainless / Ductile Cast Iron
4	Mechanical Seal	AS-L-16
5	Top Diffuser	Stainless Steel
6	Diffuser	Stainless Steel
7	Support Diffuser	Stainless Steel
8	Coupling	Stainless Steel
9	Impeller	Stainless Steel
10	Cylinder	Stainless Steel
11	Shaft	Stainless Steel
12	Intermediate Bearing	SIC / WC
13	Inducer	Stainless Steel
14	Inlet/Outlet Chamber	Stainless Steel / Ductile Cast Iron
15	Base	Ductile Cast Iron



## WARRANTY / CERTIFICATIONS

